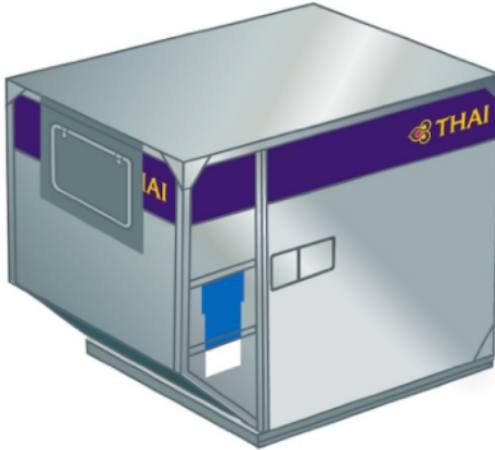


UNIT LOAD DEVICE

EXTRA LD-3 CONTAINER



IATA RATE CLASSIFICATION :
8- CONTOUR No. E

DIM :
L-79/61.5 x W-60.4 x H-64 IN.

MAX GROSS WT :
1,587-88 Kg/3,500 lb.

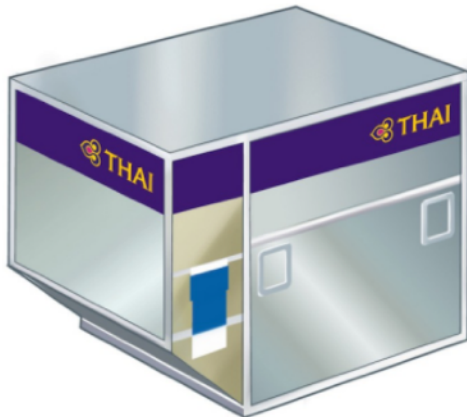
TARE WT. :
82-92 Kg., 118 Kg.

VOLUME :
4.3 m3

AIRCRAFT TYPE :
747, 777, MD11, D10, L10, A300, A310, A330,A
340, AB6

*Subject to operation reasons.

Extra LD-3



IATA RATE CLASSIFICATION :
8 – CONTOUR No. E

DIM :
L-79/61.5 x W-60.4 x H-64 IN.

MAX GROSS WT :
1,587-88 Kg/3,500 lb.


TARE WT. :
82-92 Kg., 118 Kg.

VOLUME :
4.3 m3

AIRCRAFT TYPE :
747, 777, MD11, D10, L10, A300, A310, A330,A
340, AB6

*Subject to operation reasons.

COOLTAINER



IATA RATE CLASSIFICATION :
8-CONTOUR No. N

DIM :
L-79/61.5 x W-60.4 x H-64 IN.

MAX GROSS WT :
1,587-88 Kg/3,500 lb.

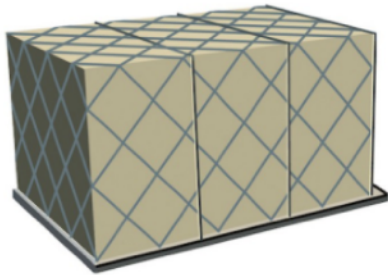
TARE WT. :
190 Kg.

VOLUME :
3.7 m3

AIRCRAFT TYPE :
747,777,MD11, D10, L10, A300,
A310,A330,A340,AB6

*Subject to operation reasons.

PALLET WITH NET: PLA



IATA RATE CLASSIFICATION :
6

DIM :
60.4x125 IN.

MAX GROSS WT :
3,175 Kg./7,000 lb.


VOLUME :
-

TARE WT. :
101-104 Kg.

AIRCRAFT TYPE :
747,777,MD11,D10,L10,
A300,A310,A330,A340,AB6

*Subject to operation reasons.

PALLET WITH NET: PMC



IATA RATE CLASSIFICATION :
2BG

DIM :
96x125 IN.

MAX GROSS WT :
6,804 Kg./15,000 lb.


VOLUME :
-

TARE WT. :
113-118 Kg.

AIRCRAFT TYPE :
747,74F,777, A300, A310, A330, A340,AB6

*Subject to operation reasons.

PALLET WITH NET: PAJ, PAU, PAP, P1P, PAW



IATA RATE CLASSIFICATION :
5

DIM :
88x125 IN.

MAX GROSS WT :
6,033 Kg./13,300 lb.


VOLUME :
-

TARE WT. :
96-110 Kg.

AIRCRAFT TYPE :
747,777,MD11,D10, L10,A300,
A310,A330,A340,AB6

*Subject to operation reasons.

EXTRA PALLET: PGA



IATA RATE CLASSIFICATION :
1

DIM :
96x238.5 IN.

MAX GROSS WT :
13,608 Kg /30,000lb

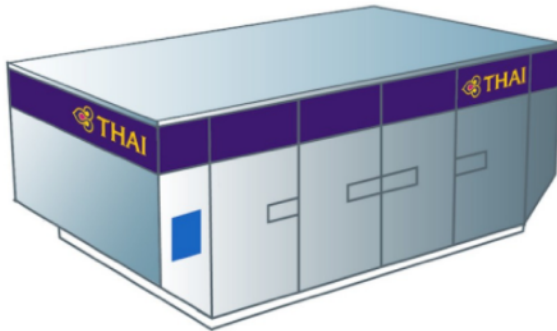
VOLUME :
-

TARE WT. :
486 Kg.

AIRCRAFT TYPE :
74F, D10F, A300C,A310C

*Subject to operation reasons.

LD-36



IATA RATE CLASSIFICATION :
2BG-CONTOUR No. F

DIM :
L-160/125 x W-96 x H-64 IN.

MAX GROSS WT :
6,804 Kg/15,000 lb.

TARE WT. :
290 Kg.

VOLUME :
14.7 m3

AIRCRAFT TYPE :
747, 777, L10,A300, A310,A330,A340, AB6

*Subject to operation reasons.

LD-26



IATA RATE CLASSIFICATION :
5 – CONTOUR No. F

DIM :
L-160/125 x W-88 x H-64 IN.

MAX GROSS WT :
6,033 Kg/13,300 lb.


TARE WT :
250 Kg.

VOLUME :
13.1-14.5 m3

AIRCRAFT TYPE :
747, 777, MD10, D10, L10, A300, A310, A330, A340, AB6, 767,
777, AB6, IL86

*Subject to operation reasons.

LD-9



IATA RATE CLASSIFICATION :
5-CONTOUR No. P

DIM :
L-125 x W-88 x H-64 IN.

MAX GROSS WT :
6,033 Kg/13,300 lb.

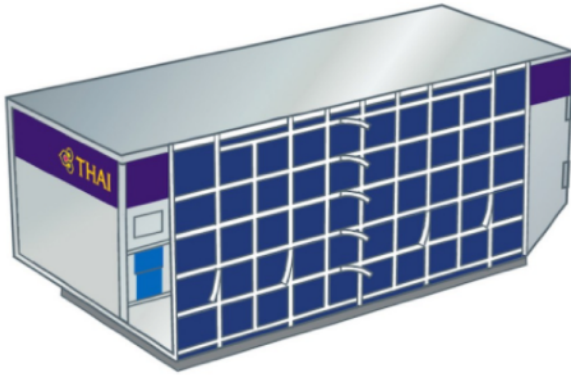
TARE WT :
AAP = 200-204 Kg. RAP = 355 Kg

VOLUME :
AAP = 10.3-10.6 m3 RAP = 9.7m3

AIRCRAFT TYPE :
747, 74F, 777, MD11, D10, D10F, L10, A300, A310,
A330, A340, AB6

*Subject to operation reasons.

LD-6



IATA RATE CLASSIFICATION :
6-CONTOUR No. F

DIM :
L-160/125 x W-60.4 x H-64 IN.

MAX GROSS WT :
3,175 Kg./7,000 lb.

TARE WT. :
152-186 Kg.

VOLUME :
8.9-9.2 M3

AIRCRAFT TYPE:
747,777, MD11,D10,
L10,A300,A310,A330,A340,AB6

*Subject to operation reasons.